



COMMONWEALTH, ASHBY, GLEBE FLOOD MITIGATION PROJECT

WWW.B.LINK/CAGFMP

FLOODACTION

ALEXANDRIA

Area 3: Commonwealth Ave from Reed Ave to Glebe Rd

Description of Work

- Construction will occur in two phases - Commonwealth Ave and E Glebe Rd. There may be a break in the schedule between these phases.

Commonwealth Ave

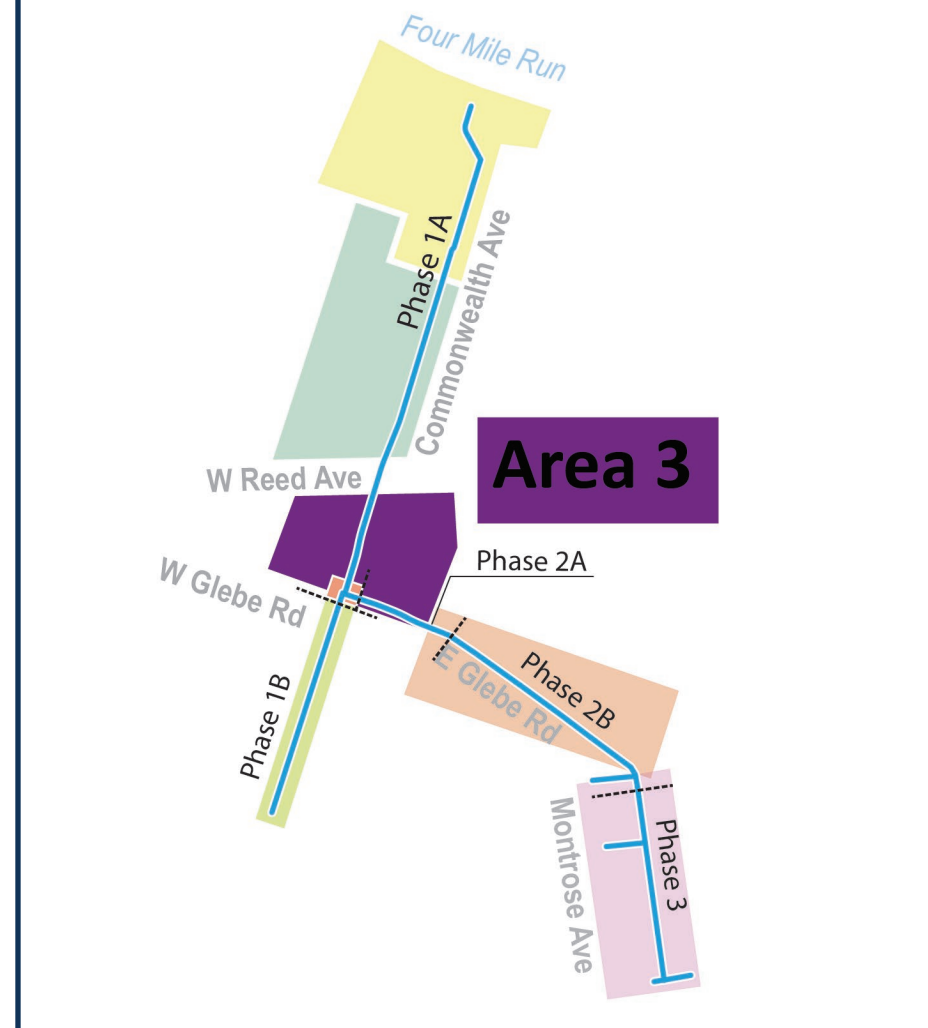
- Two 7' x 8' box culverts will be installed on the east side of Commonwealth Ave from Reed Ave to Glebe Rd
- The median will be removed and replaced with green infrastructure – a natural environment designed specifically to improve stormwater runoff

E Glebe Road

- One 7' x 7' box culvert will be installed on E Glebe Rd partially under the northern sidewalk

LEGEND

- Proposed Storm Sewer
- Area 3 Boundary
- Construction Area
- Green Infrastructure



Estimated Duration of Construction

4-5 months
Total estimated duration on Commonwealth Ave (Reed Ave to Glebe Rd)

4-5 months
Total estimated duration on E Glebe Rd (Commonwealth Ave to Wilson Ave)

* Commonwealth Ave and E Glebe Rd work may not take place in sequence

Construction Impacts



Residents at Lynhaven Apts

- No street parking on Commonwealth Ave
- Sidewalk on the west side of Commonwealth Ave will remain open



Bicyclists – Bike lanes will be closed; bikes and vehicles will share the lane during construction



Users of 3550 Commonwealth Ave Park – Parking on E Reed Ave will remain



Northside 10 restaurant, Neighborhood Health, Auburn Cleaners, and Jet's Pizza

- Access to at least one driveway to the parking lot will be maintained
- Sidewalk in front of the property will be closed during construction



Freedom Way Missionary Baptist Church – Access to church parking will be maintained

Traffic Management During Construction

E Glebe Rd

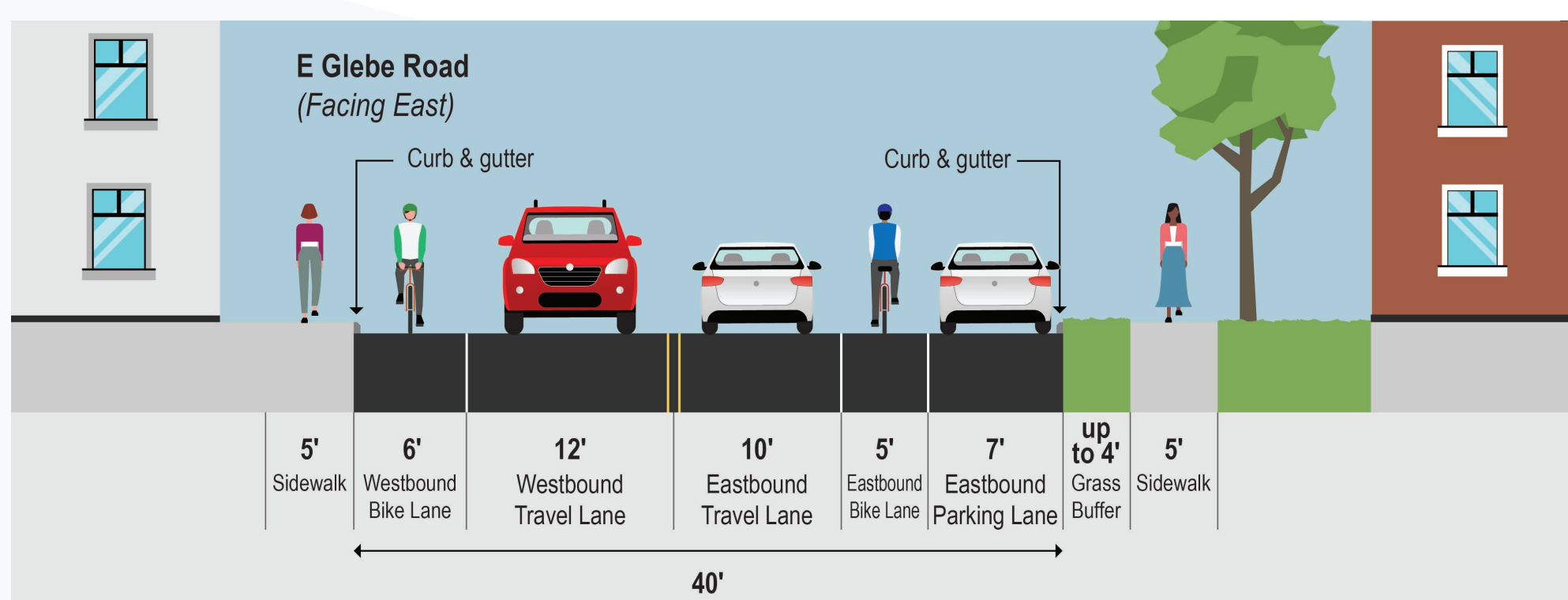
- Two-way traffic will remain on the south side of E Glebe Rd
- Bike lanes will be closed; bikes and vehicles will share the lane
- The sidewalk on the north side of E Glebe Road will be closed
- Vehicle access from Wilson Ave to E Glebe Rd will be temporarily suspended during the construction of the culvert across Wilson Ave. Drivers will be detoured to Commonwealth Ave
- Access to parking lots will be maintained

Traffic Management During Construction

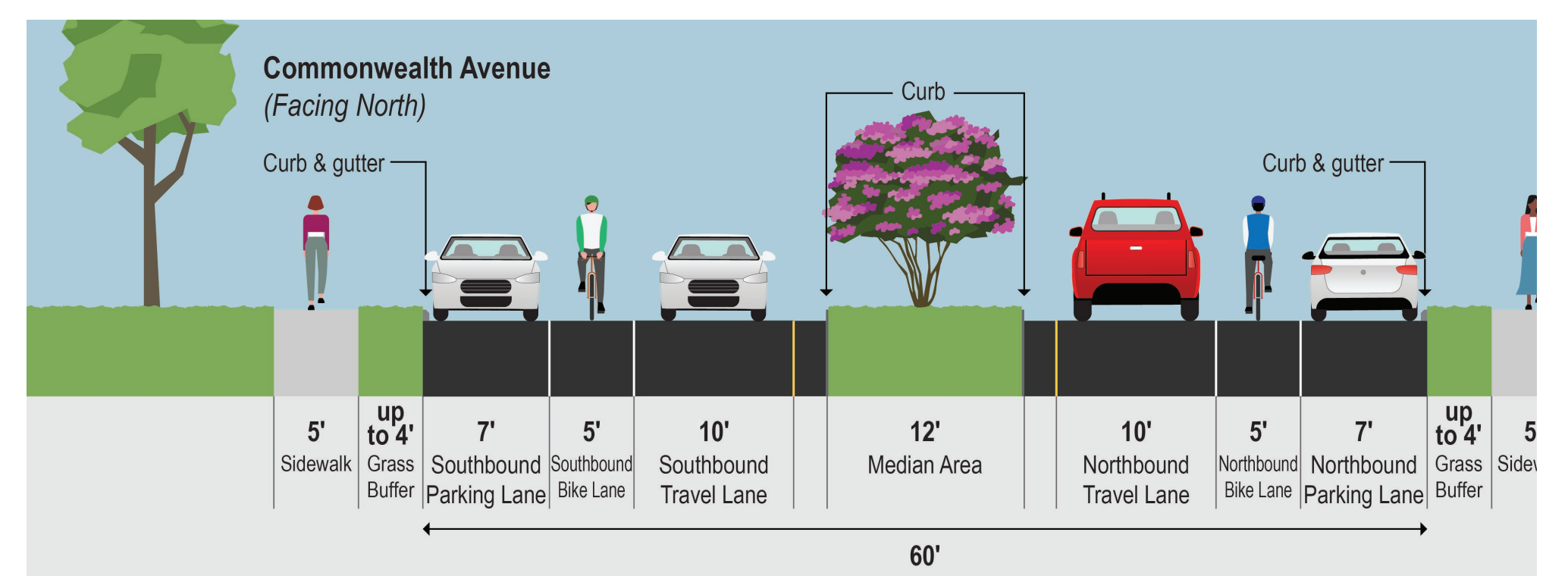
Commonwealth Ave

- Two-way traffic will remain on the west side of Commonwealth Ave
- Bike lanes will be closed; bikes and vehicles will share the lane
- No parking will be allowed along Commonwealth Ave (both sides) to allow for construction on the east side and two-way traffic on the west
- Access to parking lots will be maintained

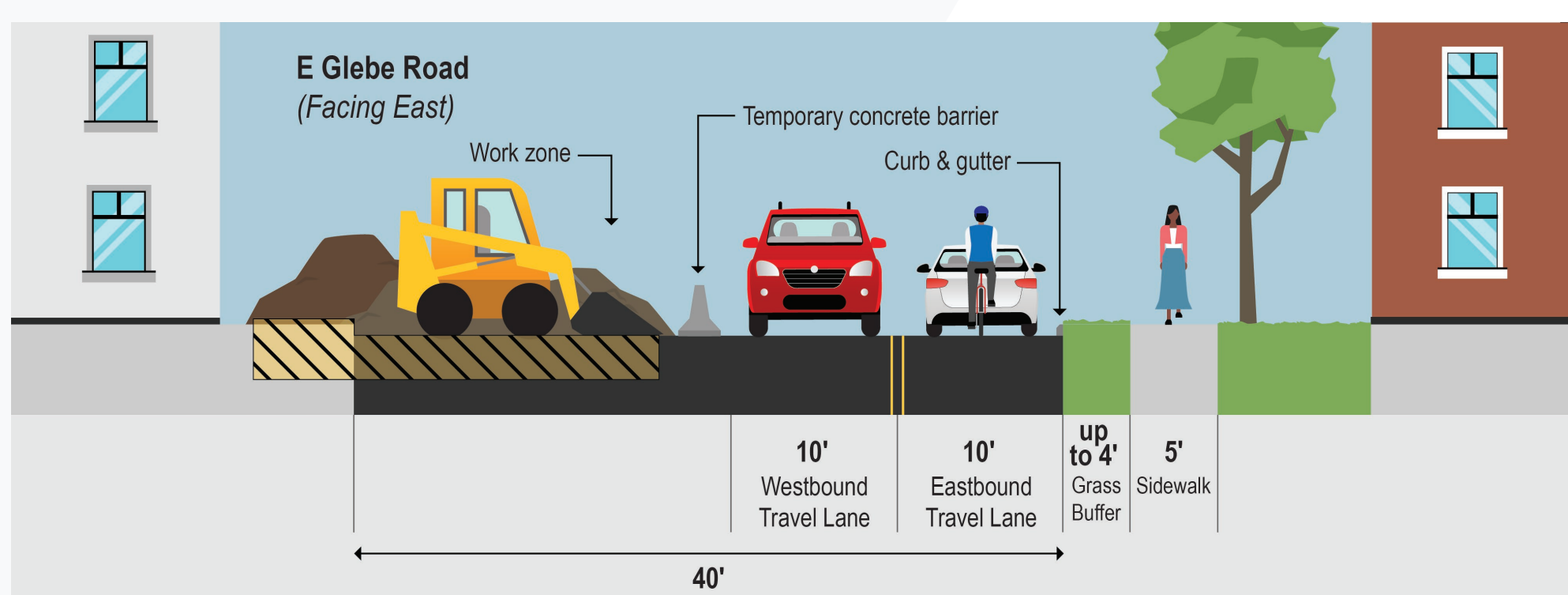
Travel Lanes Now – East Glebe Rd, facing east



Travel Lanes Now – Commonwealth Ave, facing north



Travel Lanes During Construction – East Glebe Rd, facing east



Travel Lanes During Construction – Commonwealth Ave, facing north

